


DEBIX SBC PoE Module




DEBIX SBC PoE Module

Overview:

DEBIX SBC PoE Module is compatible with DEBIX Model A, DEBIX Model B, DEBIX Model C and DEBIX Infinity SBC, which have a RJ45 Gigabit Ethernet port supporting PoE function. It provides stable DC power for your DEBIX SBC and reduces the cost of constructing network infrastructure.

Compatibility:

- Compatible with DEBIX Model A, DEBIX Model B, DEBIX Model C, DEBIX Infinity
- Can be installed with DEBIX Model A or DEBIX Model B in the EMC-7090B enclosure



(Front View)





Connection Interface with DEBIX Model A/B/C and DEBIX Infinity

(Back View)

Specification:

LED	1 x PoE Power Input LED, 1 x 5V Power Output LED
Support Protocol	IEEE 802.3at-2009 PoE
Power Input	DC 50V-57V, Class 4 device
Power Output	DC 5V/4A
Dimension	57.0mm(L) x 51.3mm(W) x 1.6mm(H) The highest component of the TOP layer and the BOT layer are 4mm and 10mm respectively.
Operating Temp.	-40°C~85°C

Connection with DEBIX Model A/B:



Safety Instruction and Warnings:

General:

- Avoid exposure to water, moisture, and conductive surfaces while operating.
- Handle with care to avoid mechanical or electrical damage to the circuit board and connectors.
- Only handle the board by the edges when powered on to minimize the risk of electrostatic discharge damage.

Environment:

- Operate in a well-ventilated environment, even if using a case.
- Place on a stable, flat, non-conductive surface and avoid contact with conductive items.

Connections:

- Use peripherals that comply with relevant standards for the country of use and ensure proper insulation and operation.

Additional notes:

- This summary is not exhaustive, please refer to the full User Manual for details.
- If you are unsure about any aspect of safety or operation, consult a qualified professional.

Contact Us:

DEBIX

Community Address: <https://discord.com/invite/adaHHaDkH2>

Email: info@polyhex.net

Website: www.debix.io